

WA Premier Cricket

Duckworth-Lewis Guidelines



WESTERN AUSTRALIAN
PREMIER CRICKET

From the 2014-15 WA Premier Cricket Season, the Duckworth-Lewis method will be used for all GWL (Ground/Weather/Light) affected matches in the Senior Grades, Colts and T20 matches.

The approved D/L calculator for all matches is incorporated into the MyCricket Live Score app.

Instructions for Use on Game Day

1st Grade, Colts & T20

1. Umpires to provide relevant match information to scorers
2. Scorers to use MyCricket Live Score app D/L calculator to calculate target score
3. Scorers to advise umpires of target score
4. Umpires to advise captains of target score

2nd – 4th Grades, Female Grades

1. Umpires to provide relevant match information to captains
2. Captains to use MyCricket Live Score app D/L calculator to calculate target score
3. Captains together to agree to target score and advise umpires

Please see detailed instructions below.

WACA Cricket Operations Unit

July 2020



CREATING HISTORY.
INSPIRING CHAMPIONS.

Platinum Partner

alcohol
thinkagain



MyCricket Live Score app (mobile)

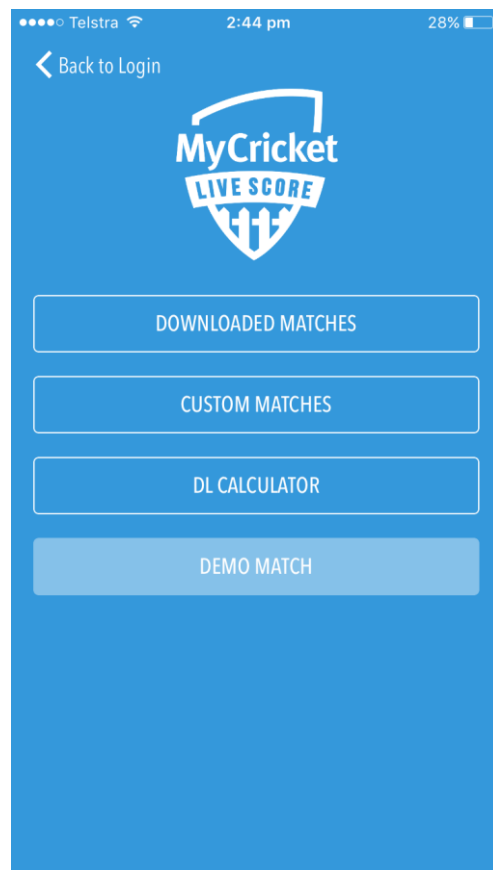
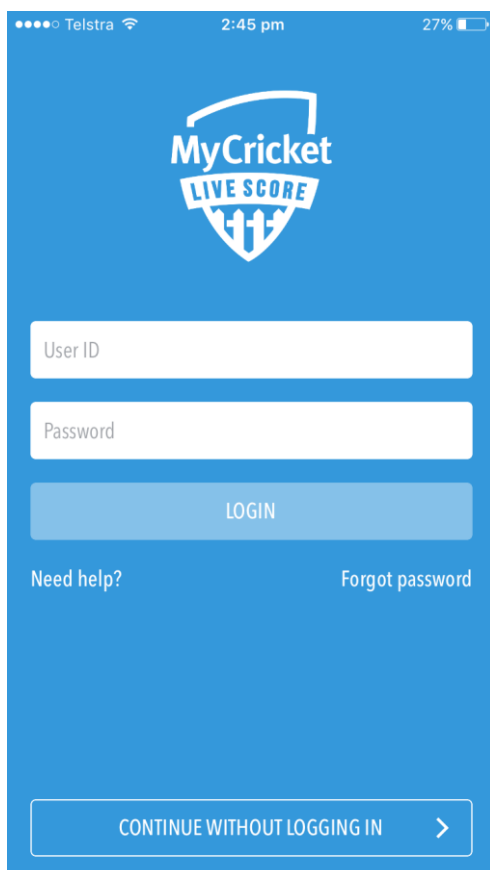
When not live scoring



The above screen shot of the MyCricket Live Score app incorporates the approved Duckworth Lewis calculator. You do not have to score the match using the Live Score app to use the D/L calculator.

How to Use App:

1. Open App and press "Continue without logging in"
2. Press DL Calculator
3. Enter details as prompted for each and any interruption. This is shown in the screen shots below.
4. Calculate new TARGET SCORE once all interruption details have been added.



Telstra 2:45 pm 27%

Cancel DL Calculator Clear

Overs per innings 50

| 1st Innings | 2nd Innings |
|-------------|-------------|
| OVERS | RUNS |

BT Batting Team 1

TOTAL 50

Suspension Periods

?

Add the interruptions by click on the 'Suspension Periods' button shown on the left. Make sure you add the interruption to the right innings!

Telstra 2:46 pm 27%

Cancel Suspension Periods Done

Suspension 1

AFTER OVER 0

RUNS 0

WICKETS LOST 0

OVERS REMAINING AFTER SUSPENSION 0

NEW SUSPENSION PERIOD

The screenshot on the left shows the options for entry for an interruption. Make sure these are entered correctly as an incorrect entry will give an incorrect target score!

MyCricket Live Score app (tablet)

When live scoring



The above screen shot of the MyCricket Live Score app incorporates the approved Duckworth Lewis calculator. These guidelines apply if you are using the MyCricket Live Score app to score the match.

Use the DL Calculator to reset target for the team batting second in an interrupted one-day match as per the Duckworth-Lewis method.

The DL calculator screen comes up after selecting to use Duckworth-Lewis on the Match Status screen.

To use the DL calculator, make sure that the 'Overs per Innings' value has been set in Match Settings: the value can't be set to 'No limit', or set to greater than 50 overs.

A screenshot of the MyCricket Live Score app on an iPad. The background shows a match between Yarraville Club and Doutta Stars at 1/35. A 'DL Calculator' overlay is centered on the screen. The overlay has a blue header with 'Cancel', 'DL Calculator', and 'Done' buttons. Below the header, there are tabs for '1st Innings' and '2nd Innings'. Under '1st Innings', there is a table for Yarraville Club with columns for 'OVERS' and 'RUNS'. The table shows a total of 50 overs and 35 runs. Below the table is a 'Suspension Periods' section with a right arrow. The background app interface includes a 'Ball-by-Ball' section on the right with a list of balls and their outcomes, and a numeric keypad at the bottom. Numbered callouts 1 through 4 point to specific elements: 1 points to the '66 balls remaining (Current rpo: 17.50)' text; 2 points to the 'Batters' section; 3 points to the 'TOTAL' row in the DL Calculator table; 4 points to the 'Suspension Periods' section.

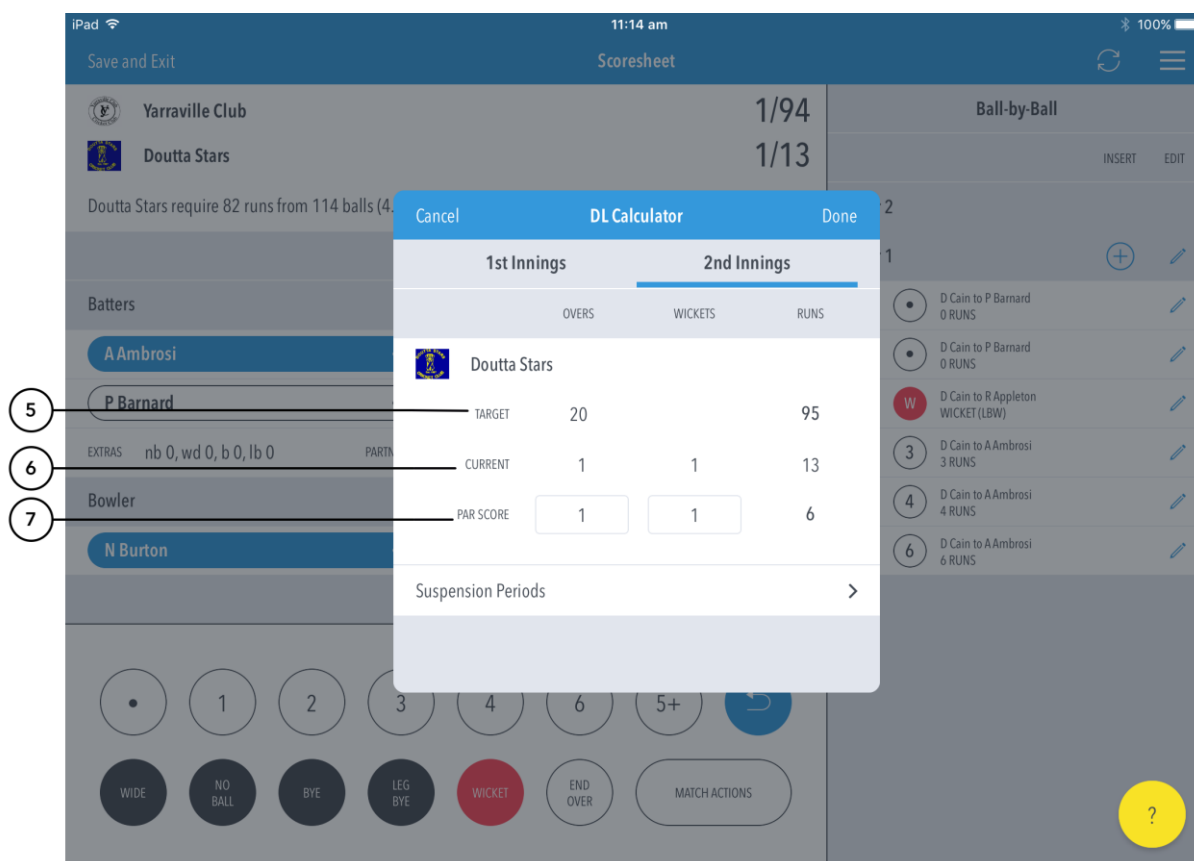
1 66 balls remaining (Current rpo: 17.50)

2 Batters

3 TOTAL 50 35

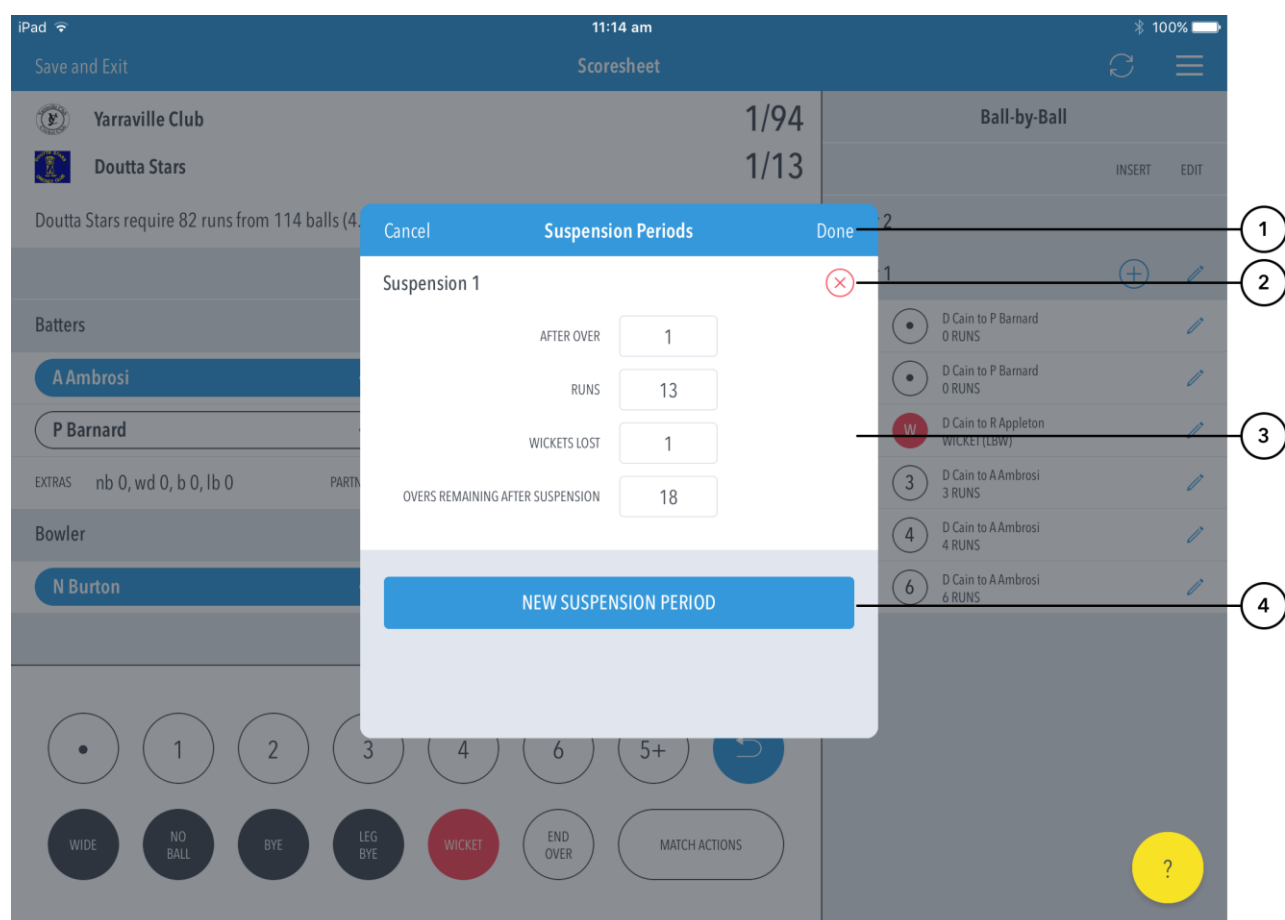
4 Suspension Periods

- (1) To return to Match Status, tap on Cancel. To save changes made, tap on Done.
- (2) To switch to the 2nd innings, swipe to the left or tap on the '2nd Innings' tab. Note: the 2nd innings tab will only be available if scoring for the 2nd innings has commenced.
- (3) See match summary for the 1st innings showing overs completed and runs scored.
- (4) To add details for match interruption(s), tap on 'Suspension Periods'. Ensure you add the interruption(s) under the right innings.



- (5) See Target score calculated as per Duckworth-Lewis method.
- (6) See Current score of the 2nd Innings.
- (7) Calculate progressive par score for the 2nd innings by entering number of overs and wickets.

Suspension Periods



(1) To return to the DL calculator screen, tap on Cancel. To save changes made, tap on Done.

(2) To remove a suspension, tap on (X)

(3) See options for entry of an interruption. Enter the number of completed overs, runs scored and wickets lost at the time of suspension, followed by overs remaining in the innings after the suspension.

(4) To add details for additional match interruption(s), tap on 'New Suspension Period'.